

# BLHV-H27

HAZLOC Vapour Proof High Bay



Project	
Nomenclature	
Type	Date
Approval	
Notes	

The BLHV-H27 is a high bay LED hazardous location fixture. The BLHV-H27 is ideal for indoor or outdoor use where there is a high probability of exposure to hazardous dust or gases. Its unique, IP67 certified body makes it ideal in environments where vapour-proof efficiency and performance are a factor

## Luminaire Summary

### Features

- Operating temperature ranges available from -29C to 35C
- L70 of 136,000+ hours, L90 of 38,000+ hours
- Standard 0 - 10V dimming
- Available in 2700K, 3000K, 3500K, 4000K, 5000K and 6500K
- Lumen packages are available ranging from 2' 10L (10208lm) to 4' 32L (29630lm)

### Approvals

- ETL certified to UL Canada and United States standards
- Made with UL Listed components
- Wet Location Rated
- Class 1 Div 2 Groups ABCD
- Class 2 Div 2 Groups FG
- Class 3 Div 2
- NEMA4X Rated
- IP67 Rated
- NSF Rated

### Mounting

- Hooks provided for suspension mounting
- Surface-mount brackets available

### Construction

- Manufactured in Ontario, Canada
- Fibreglass enclosure with neoprene gasket ensures a dust and water-resistant seal
- Stainless steel latches and clips

### Electrical

- Available in 120-277V, 347V and 480V

### Options

- Polycarbonate Lens Available
- Cords Available
- Wireless Controls Available
- 90 and 95+ CRI Options Available

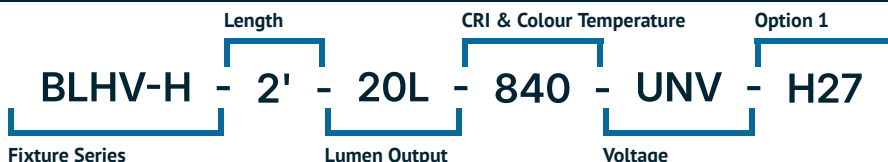
# BLHV-H27

HAZLOC Vapour Proof High Bay | Nomenclature



## Ordering Information

Fill in the fields below with your product selections. If you need help with this section, [contact your local sales professional](#).



1	2	3	4	5
BLHV-H				

Series	Lumen Output	CRI	Colour Temp	Voltage
BLHV-H	2' 10L (10208lm)	8 - 80 CRI	27 - 2700K	UNV - 120-277V
	2' 12L (11768lm)	9 - 90 CRI	30 - 3000K	347 - 347V
	2' 14L (13334lm)	1 - 95+ CRI	35 - 3500K	480 - 480V
	2' 16L (14874lm)		40 - 4000K	
	2' 18L (16820lm)		50 - 5000K	
	2' 20L (18772lm)		65 - 6500K	
	4' 24L (22720lm)			
	4' 32L (29630lm)			

6	H27
---	-----

## Options

### Lenses

L49	Frosted Acrylic Lens
L55	Clear Acrylic Lens
L59	Frosted Polycarbonate Lens

### Cords

W1xx	White 16/4 (Specify Length)
W2xx	Black 16/4 (Specify Length)
W3xx	White 16/3 (Specify Length)
W4xx	Black 16/3 (Specify Length)
W***	Other Options Available*

Key.	Cord Length.	Key	Cord Length
6	6FT	15	15FT
10	10FT	20	20FT

Ex. **W406** would be 16/3 Black, 6FT

### Controls

WC**	Other Options Available*
------	--------------------------

### Dimming

B11	0-10V Dimming Leads
-----	---------------------

### Packaging

BLANK	Individually Boxed on Pallets
P0	Bulk Packaging
P**	Other Options Available*

### Fasteners

BLANK	Stainless Steel Latches and Clips
-------	-----------------------------------

### Tamper Resistance

H9	Tamper Resistant Screws (Requires H4 Stainless Steel Latches)
----	---

### Mounting

M3xx	Y-Toggle Aircraft Cables
M14	Heavy Duty Surface Mount Brackets
M20	Ceiling-Mount V-Hooks

Key.	Aircraft Length.	Key	Aircraft Length
5	5FT	15	15FT
10	10FT	20	20FT

Ex. **M305** would be Y-Toggle, 5FT

### Hazardous Location

H27	Hazardous Location
-----	--------------------

Applied Certifications
Class 1 Div 2 Groups ABCD
Class 2 Div 2 Groups FG
Class 3 Div 2

### Warranty








CL7	10-Year Comprehensive Warranty Upgrade
-----	--

### Documentation and Resources

All files and resources are available on our website for download. Files and resources are also embedded as links in this document, listed below. Additional files may be available upon request. Please contact your local sales agent [here](#) or contact [sales@bjtake.com](mailto:sales@bjtake.com) for more information.

### Certifications and Listings

Certifications that apply to this fixture and its possible configurations are listed here. More information available upon request.

Icon	Description
	Hazardous Location Ready
	Wireless Controls Available
	ETL Listed
	NEMA4X Rated
	IP67 Rated
	NSF Rated
	90 and 95+ CRI Options Available

### Usage Applications

This fixture can be used in a variety of applications, and is ideal for the following:

Usage Application
Food Processing Plants
Manufacturing Facilities
Storage & Warehousing
Wash Bays And Wet Environments
Outdoor Parking Structures
Agricultural Barns

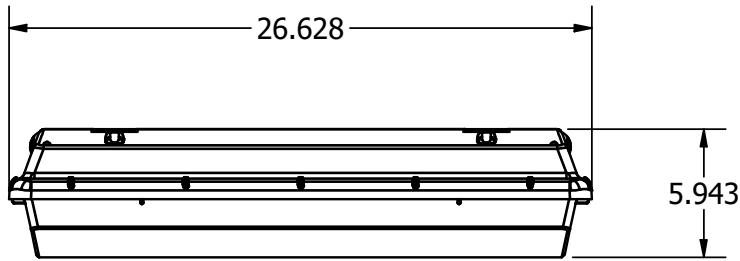
### Warranty Statement

BJ Take products are tested and/or inspected prior to being packaged for shipment and are guaranteed from the day the product is shipped for a period of ten-year LED chip warranty and a five-year comprehensive component warranty. This can be upgraded to a ten-year comprehensive warranty on request.

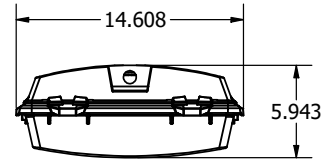
# BLHV-H27

HAZLOC Vapour Proof High Bay | Dimensions

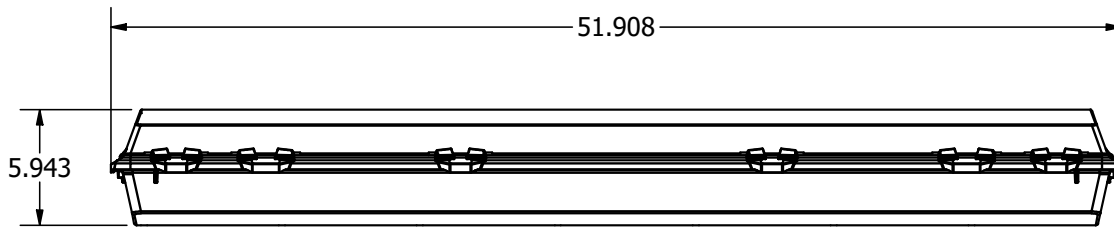
BLHV-H27, 2 Foot, Side Dim



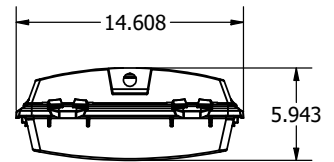
2FT End View



BLHV-H27, 4 Foot, Side Dim



4FT End View



BLHV-H27, 2 Foot, Wattage

Length	Size	Lumen Output	Fixture Wattage	Lumens per Watt
2'	10	10208	69.21	147.50
2'	12	11768	80.43	146.30
2'	14	13334	91.88	145.10
2'	16	14874	103.33	143.90
2'	18	16820	116.52	144.40
2'	20	18772	129.71	144.70

BLHV-H27, 4 Foot, Wattage

Length	Size	Lumen Output	Fixture Wattage	Lumens per Watt
4'	24	22720	156.08	145.60
4'	32	29630	203.69	145.50

- \* Drawings aren't to scale
- \* Standard tolerances apply
- \* Specifications may change without notice

# BLHV-H27

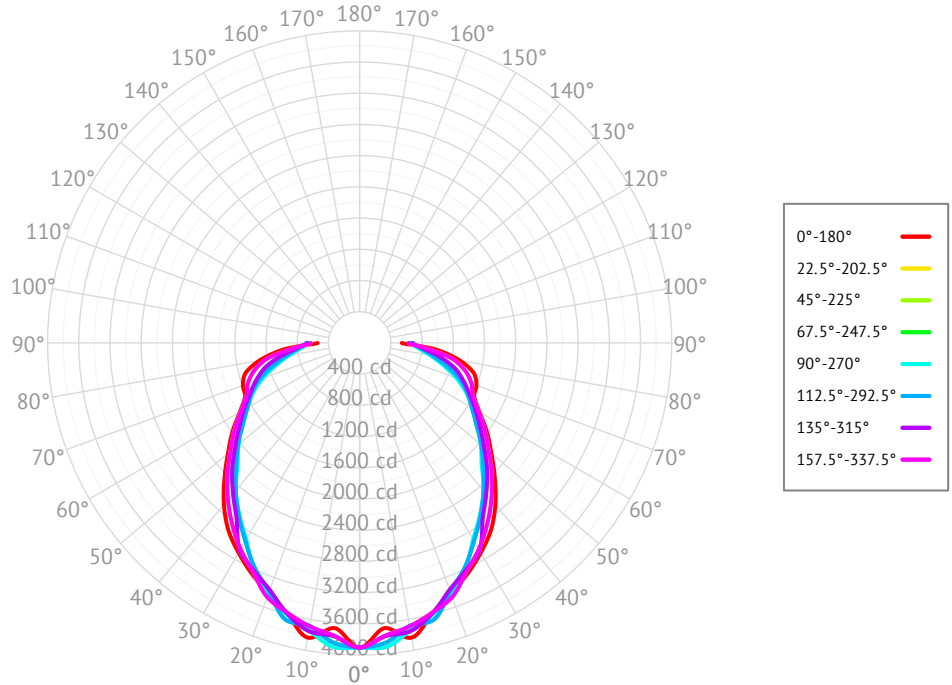
HAZLOC Vapour Proof High Bay | Photometrics



## BLHV-H-2'-12L-840-L49-H27

### Cone of Light

Mtg Height	Light Level	Beam Diameter
6.0 ft	108.5 fc	17.7 ft
8.0 ft	61.0 fc	23.5 ft
10.0 ft	39.0 fc	29.4 ft
12.0 ft	27.1 fc	35.3 ft
14.0 ft	19.9 fc	41.2 ft
16.0 ft	15.3 fc	47.1 ft

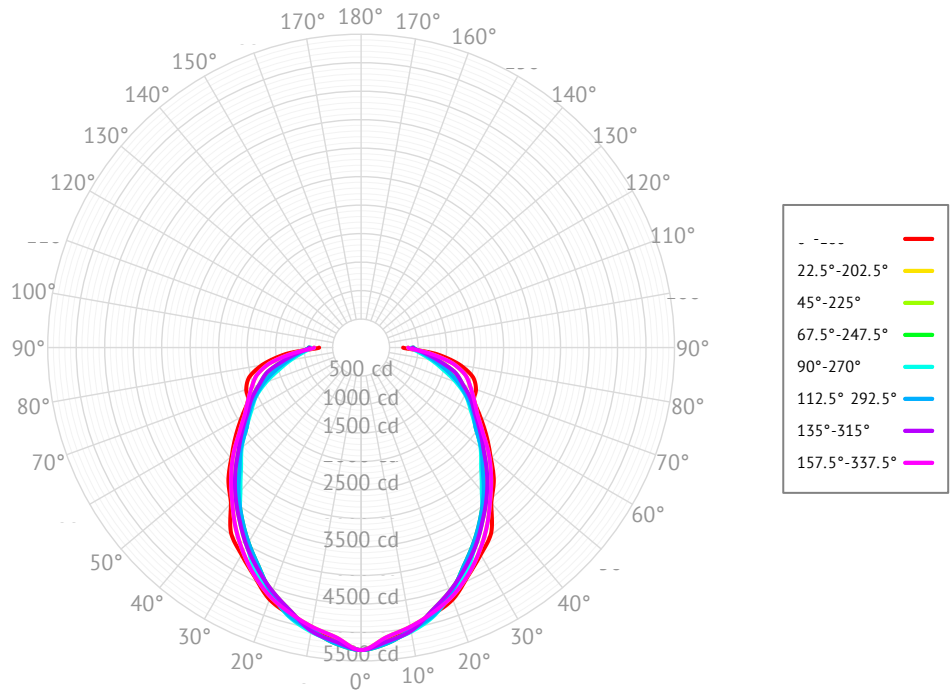


Based on BLHV-H-2FT-12L-840-L49-H27.

## BLHV-H-2'-16L-840-L49-H27

### Cone of Light

Mtg Height	Light Level	Beam Diameter
6.0 ft	147.5 fc	17.5 ft
8.0 ft	82.9 fc	23.3 ft
10.0 ft	53.1 fc	29.1 ft
12.0 ft	36.9 fc	34.9 ft
14.0 ft	27.1 fc	40.7 ft
16.0 ft	20.7 fc	46.6 ft



Based on BLHV-H-2FT-16L-840-L49-H27.

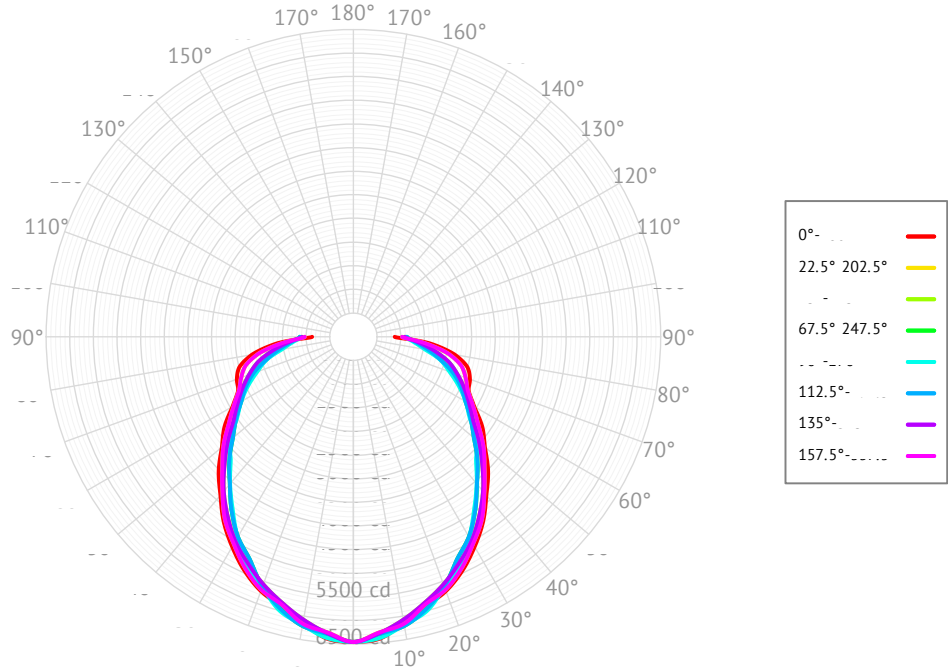
# BLHV-H27

HAZLOC Vapour Proof High Bay | Photometrics

BLHV-H-2'-20L-840-L49-H27

**Cone of Light**

Mtg Height	Light Level	Beam Diameter
6.0 ft	179.3 fc	18.0 ft
8.0 ft	100.9 fc	24.0 ft
10.0 ft	64.6 fc	30.0 ft
12.0 ft	44.8 fc	36.0 ft
14.0 ft	32.9 fc	42.1 ft
16.0 ft	25.2 fc	48.1 ft



Based on BLHV-H-2'-20L-840-L49-H27.

# BLHV-H27

HAZLOC Vapour Proof High Bay | IK Rating



## Important Information

The relevant protection category that specifies an enclosure's resistance to impacts and shocks is the IK code. The IK code classification is established using a standardized testing method in line with IEC 62262.

## IK Ratings

IK Code	Impact Energy	Weight/Height
1	0.150 joules / 1.33 Inch #	.150kg : 100mm -- 3 15/16 Inch
2	0.200 joules / 1.77 Inch #	.150kg : 133mm -- 5 15/16 Inch
3	0.350 joules / 3.01 Inch #	.150kg : 250mm -- 9 27/32 Inch
4	0.500 joules / 4.43 Inch #	.150kg : 333mm -- 13 7/64 Inch
5	0.700 joules / 6.20 Inch #	.150kg : 500mm -- 19 11/16 Inch
6	1.00 joules / 8.85 Inch #	.500kg : 200mm -- 7 7/8 Inch
7	2.00 joules / 17.70 Inch #	.500kg : 400mm -- 15 3/4 Inch
8	5.00 joules / 44.25 Inch #	1.7kg : 300mm -- 11 13/16 Inch
9	10.00 joules / 88.51 Inch #	5kg : 200mm -- 7 7/8 Inch
10	20.00 joules / 177.01 Inch #	5kg : 400mm -- 15 3/4 Inch

## IK Ratings

Criteria	SLP Lens	IK Rating Area 1	IK Rating Area 2	IK Rating Area 3
L49 - 2' Frosted Acrylic Lens	CT4S-DIRA-FR50	10	10	10
L49 - 4' Frosted Acrylic Lens	CT4-DIRA-FR50	10	10	10
L55 - 2' Clear Acrylic Lens	CT4S-DIRA	10	10	10
L55 - 4' Clear Acrylic Lens	CT4-DIRA	10	10	10
L59 - 2' Frosted Polycarbonate Lens	CT4S-DP-FR50	9	10	10
L59 - 4' Frosted Polycarbonate Lens	CT4-DP-FR50	10	10	10